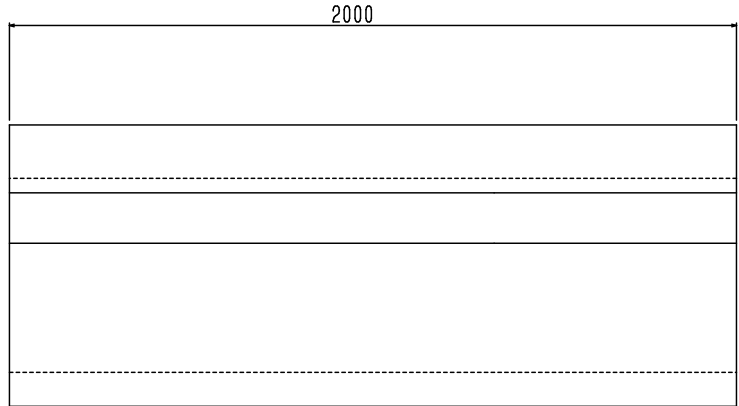
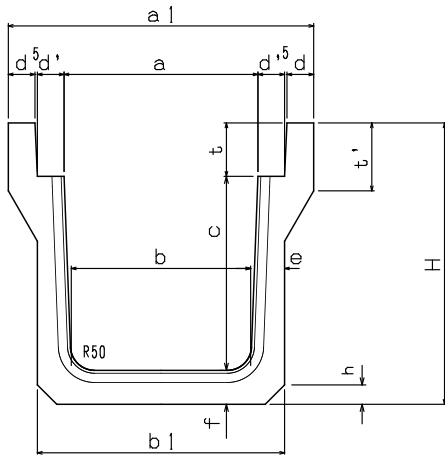
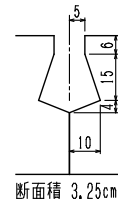


# 落ちふた式U形側溝(本体) JIS A 5372

## ■形状図



## ■目地詳細図



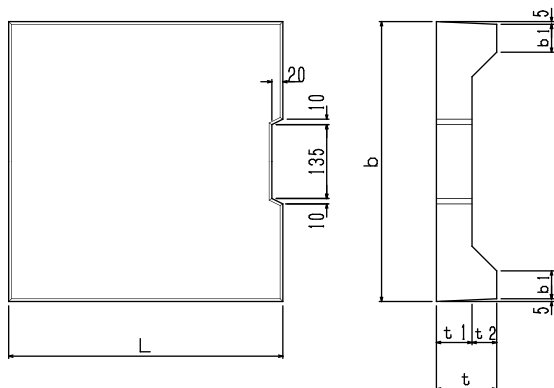
## ■規格表

| 種類 | 呼び名     | 内寸法<br>a × c | 形状寸法(mm) |     |     |     |     |    |    |    |    |    |     |     |     | 参考重量<br>(kg) |
|----|---------|--------------|----------|-----|-----|-----|-----|----|----|----|----|----|-----|-----|-----|--------------|
|    |         |              | a        | a1  | b   | b1  | c   | d  | d' | e  | f  | h  | t   | t'  | H   |              |
| 1種 | 3 0 0 A | 300×300      | 300      | 500 | 280 | 400 | 300 | 40 | 55 | 60 | 60 | 20 | 95  | 120 | 455 | 3 4 8        |
|    | 3 0 0 B | 300×400      | 300      | 500 | 270 | 400 | 400 | 40 | 55 | 65 | 65 | 20 | 95  | 120 | 560 | 4 2 0        |
|    | 3 0 0 C | 300×500      | 300      | 500 | 260 | 400 | 500 | 40 | 55 | 70 | 70 | 20 | 95  | 120 | 665 | 4 9 7        |
|    | 4 0 0 A | 400×400      | 400      | 600 | 370 | 500 | 400 | 40 | 55 | 65 | 65 | 20 | 110 | 135 | 575 | 4 5 7        |
|    | 4 0 0 B | 400×500      | 400      | 600 | 360 | 500 | 500 | 40 | 55 | 70 | 70 | 20 | 110 | 135 | 680 | 5 3 6        |
|    | 5 0 0 A | 500×500      | 500      | 720 | 460 | 600 | 500 | 45 | 60 | 70 | 70 | 20 | 125 | 150 | 695 | 5 9 4        |
|    | 5 0 0 B | 500×600      | 500      | 720 | 450 | 600 | 600 | 45 | 60 | 75 | 75 | 20 | 125 | 150 | 800 | 6 8 0        |
| 3種 | 2 5 0   | 250×250      | 250      | 460 | 230 | 360 | 250 | 45 | 55 | 65 | 65 | 30 | 90  | 120 | 405 | 3 3 3        |
|    | 3 0 0 A | 300×300      | 300      | 520 | 280 | 420 | 300 | 50 | 55 | 70 | 70 | 30 | 95  | 140 | 465 | 4 1 9        |
|    | 3 0 0 B | 300×400      | 300      | 520 | 270 | 410 | 400 | 50 | 55 | 70 | 70 | 40 | 95  | 140 | 565 | 4 7 1        |
|    | 3 0 0 C | 300×500      | 300      | 520 | 260 | 420 | 500 | 50 | 55 | 80 | 80 | 40 | 95  | 140 | 675 | 5 8 5        |
|    | 4 0 0 A | 400×400      | 400      | 630 | 370 | 510 | 400 | 55 | 55 | 70 | 70 | 40 | 110 | 140 | 580 | 5 1 6        |
|    | 4 0 0 B | 400×500      | 400      | 630 | 360 | 520 | 500 | 55 | 55 | 80 | 80 | 40 | 110 | 140 | 690 | 6 3 4        |
|    | 5 0 0 A | 500×500      | 500      | 750 | 460 | 620 | 500 | 60 | 60 | 80 | 80 | 40 | 125 | 155 | 705 | 7 0 0        |
|    | 5 0 0 B | 500×600      | 500      | 750 | 450 | 630 | 600 | 60 | 60 | 90 | 90 | 40 | 125 | 175 | 815 | 8 4 9        |

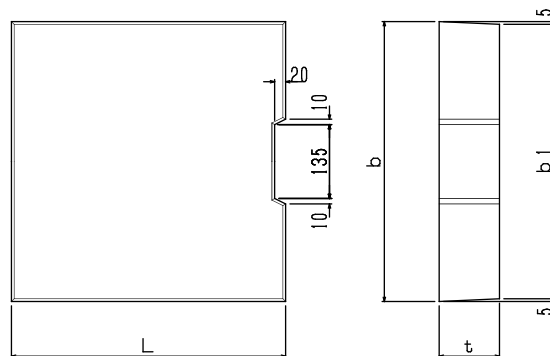
# 落ちふた式U形側溝(ふた) JIS A 5372

## ■形状図

( 1 種 )



( 3 種 )



## ■規格表

| 種類 | 呼び名   | 寸法(mm) |     |     |    |    |     | 参考重量<br>(kg) |
|----|-------|--------|-----|-----|----|----|-----|--------------|
|    |       | b      | b1  | t   | t1 | t2 | L   |              |
| 1種 | 3 0 0 | 412    | 51  | 95  | 55 | 40 | 500 | 3.3          |
|    | 4 0 0 | 512    | 51  | 110 | 65 | 45 | 500 | 4.7          |
|    | 5 0 0 | 622    | 56  | 125 | 75 | 50 | 500 | 6.5          |
| 3種 | 2 5 0 | 362    | 352 | 90  | —  | —  | 500 | 3.8          |
|    | 3 0 0 | 412    | 402 | 95  | —  | —  | 500 | 4.5          |
|    | 4 0 0 | 512    | 502 | 110 | —  | —  | 500 | 6.5          |
|    | 5 0 0 | 622    | 612 | 125 | —  | —  | 500 | 9.2          |